

G2RL-1A-E2-CV-HA

PCB Power Relay

Compact single pole Relay for High Current Load Switching & High Ambient Temperature

- High current 23 A switching surpassing standard G2RL models.
- Meets ambient operating temperature requirements of 105°C
- Low profile; 16.7 mm max. in height.
- Reinforced insulation between coil and contact with 10 kV Impulse voltage.
- Conforms to EN60335-1 of Safety of Household appliances.
- Clearance and creepage distances: 8 mm / 8 mm min.
- Coil insulation system: Class F (UL1446)

RoHS Compliant

Model Number Legend

G2RL-□□□-□□□
1 2 3 4 5 6

1. Number of pole

1: 1 Pole

2. Contact Form

A: SPST-NO (1a)

3. Enclosure Rating

None: Flux protection

4. Classification


E2: High-capacity at 23 A

5. Special Requirement

CV: Ambient operating temperature 105°C

6. Market Code

HA: Home Appliance according to IEC/EN60335-1



Application Examples

- Home appliances
- Cooking top, Microwave Oven
- Industrial use
- HVAC

Ordering Information

Classification	Contact form	Enclosure rating	Model	Rated coil voltage	Minimum packing unit
High-capacity & High-temperature	SPST-NO (1a)	Flux protection	G2RL-1A-E2-CV-HA	5 VDC 12 VDC 24 VDC	100 pcs. / tray

Note: 1. When ordering, add the rated coil voltage to the model number.

Example: G2RL-1A-E2-CV-HA DC5

Rated coil voltage

However, the notation of the coil voltage on the product case will be marked as □□VDC.

Note: 2. Place your order in tray (100 pcs./tray) units.

Ratings

●Coil Ratings

Item	Rated current (mA)	Coil resistance (Ω)	Must-operate voltage (V)	Must-release voltage (V)	Max. voltage (V)	Power consumption (mW)
Rated voltage			% of rated voltage			
5 VDC	80.0	62.5	75% max.	10% min.	130% (at 23°C)	Approx. 400
12 VDC	33.3	360				
24 VDC	16.7	1,440				

Note: 1. The rated current and coil resistance are measured at a coil temperature of 23°C with a tolerance of ±10%.

Note: 2. The operating characteristics are measured at a coil temperature of 23°C.

Note: 3. The "Max. voltage" is the maximum voltage that can be applied to the relay coil.

●Contact

Classification	High-capacity & High-temperature type (resistive load)
Item	Model
	G2RL-1A-E2-CV-HA
Contact type	Single
Contact material	Ag-Alloy (Cd free)
Rated load	23 A at 250 VAC
Rated carry current	23 A
Max. switching voltage	250 VAC
Max. switching current	23 A

Characteristics

Item	Classification	High-capacity & High-temperature type
	Model	G2RL-1A-E2-CV-HA
Contact resistance *1		100 mΩ max.
Operate time		15 ms max.
Release time		5 ms max.
Insulation resistance *2		1,000 MΩ min.
Dielectric strength	Between coil and contacts	5,000 VAC, 50/60 Hz for 1 min
	Between contacts of the same polarity	1,000 VAC, 50/60 Hz for 1 min
Impulse withstand voltage		10 kV (1.2 × 50 μs)
Vibration resistance	Destruction	10 to 55 to 10 Hz, 0.75 mm single amplitude (1.5 mm double amplitude)
	Malfunction	10 to 55 to 10 Hz, 0.75 mm single amplitude (1.5 mm double amplitude)
Shock resistance	Destruction	1,000 m/s ²
	Malfunction	Energized: 100 m/s ² , De-energized: 100 m/s ²
Durability	Mechanical	20,000,000 operations (18,000 operation per hour)
	Electrical *3 (resistive load)	100,000 operations at 250 VAC, 23 A, at 105°C (1s ON / 9s OFF)
Ambient operating temperature		-40°C to 105°C (with no icing or condensation)
Ambient operating humidity		5% to 85% (with no icing or condensation)
Weight		Approx. 12 g

Note: Values in the above table are the initial values at 23°C.

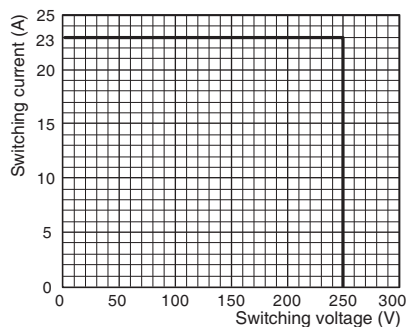
*1. Measurement conditions: 5 VDC, 1 A, voltage drop method

*2. Measurement conditions: Measured at the same points as the dielectric strength using a 500 VDC ohmmeter.

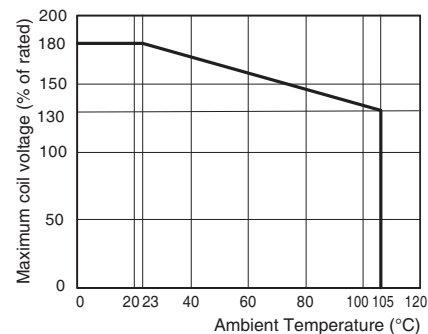
*3. 360 operations per hour.

Engineering Data

● Maximum Switching Capacity

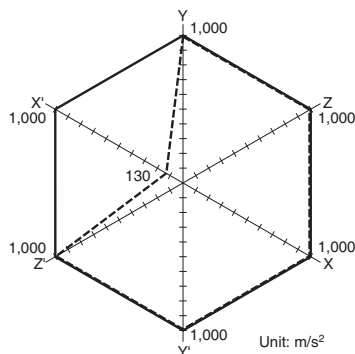


● Ambient Temperature vs. Maximum Coil Voltage



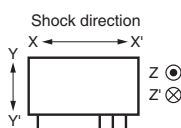
Note: The maximum coil voltage refers to the maximum value in a varying range of operating power voltage, not a continuous voltage.

● Shock Malfunction

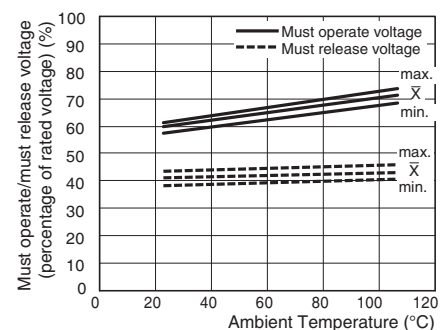


Test conditions: Shock is applied in $\pm X$, $\pm Y$, and $\pm Z$ directions three times each with without energizing the Relays to check the number of malfunctions.

Requirement: None malfunction
100 m/s²



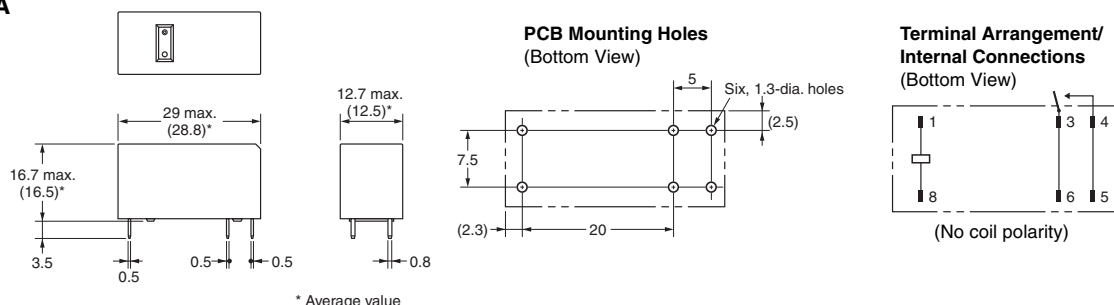
● Ambient Temperature vs. Must Operate and Must Release Voltage



Dimensions

(Unit: mm)

G2RL-1A-E2-CV-HA



Approved Standards

UL Recognized: (File No. E41643)

CSA Certified: (File No. LR31928)

Model	Contact form	Coil ratings	Contact ratings	Number of test operations
G2RL-1A-E2-CV-HA	SPST-NO (1a)	5 to 24 V	23 A, 250 VAC (Resistive) 105°C	100,000

CQC Certified (Certificate No. CQC17002171904)

Model	Contact form	Coil ratings	Contact ratings	Number of test operations
G2RL-1A-E2-CV-HA	SPST-NO (1a)	5 to 24 V	23 A, 250 VAC (cosφ) 105°C	100,000

EN/IEC, TÜV Certified: (Certificate No. R50426950)

Model	Contact form	Coil ratings	Contact ratings	Number of test operations
G2RL-1A-E2-CV-HA	SPST-NO (1a)	5 to 24 V	23 A, 250 VAC (cosφ=1) 105°C	100,000

Creepage distance	8 mm min.
Clearance distance	8 mm min.
Insulation material group	IIIa
Type of insulation coil-contact open contact circuit	Reinforced Micro disconnection
Rated insulation voltage	250 V
Pollution degree	3
Rated voltage system	250 V
Over voltage category	III
Category of protection according to IEC61810-1	RTII (flux protection)
Glow wire according to IEC 60335-1	GWT 750°C min. (IEC 60695-2-11/GWFI 850°C min (IEC 60695-2-12)
Tracking Index of relay base	PTI 250 V min. (housing parts)
Flammability class according to UL94	V-0
Coil Insulation system	F Class (UL 1446)

Precautions

●Please refer to *PCB Relays Common Precautions* for correct use.

Electrical Appliance and Material Safety Law (Japan)

The G2RL-1A-E2 series is not compliant with the Electrical Appliance and Material Safety Law of Japan. Please pay careful attention to select a suitable relay for the application.

Please check each region's Terms & Conditions by region website.

OMRON Corporation

Electronic and Mechanical Components Company

Regional Contact

Americas

<https://www.components.omron.com/>

Asia-Pacific

<https://ecb.omron.com.sg/>

Korea

<https://www.omron-ecb.co.kr/>

Europe

<http://components.omron.eu/>

China

<https://www.ecb.omron.com.cn/>

Japan

<https://www.omron.co.jp/ecb/>

Mouser Electronics

Authorized Distributor

Click to View Pricing, Inventory, Delivery & Lifecycle Information:

Omron:

[G2RL-1A-E2-CV-HA DC12](#) [G2RL-1A-E2-CV-HA DC24](#) [G2RL-1A-E2-CV-HA DC5](#)